

维运网一站式查询79家船公司及船期信息 www.weiyun001.com

# FAQ 2. How to Submit VGM

1.第一种方法：在Pending Task的界面单独提交VGM？--P2

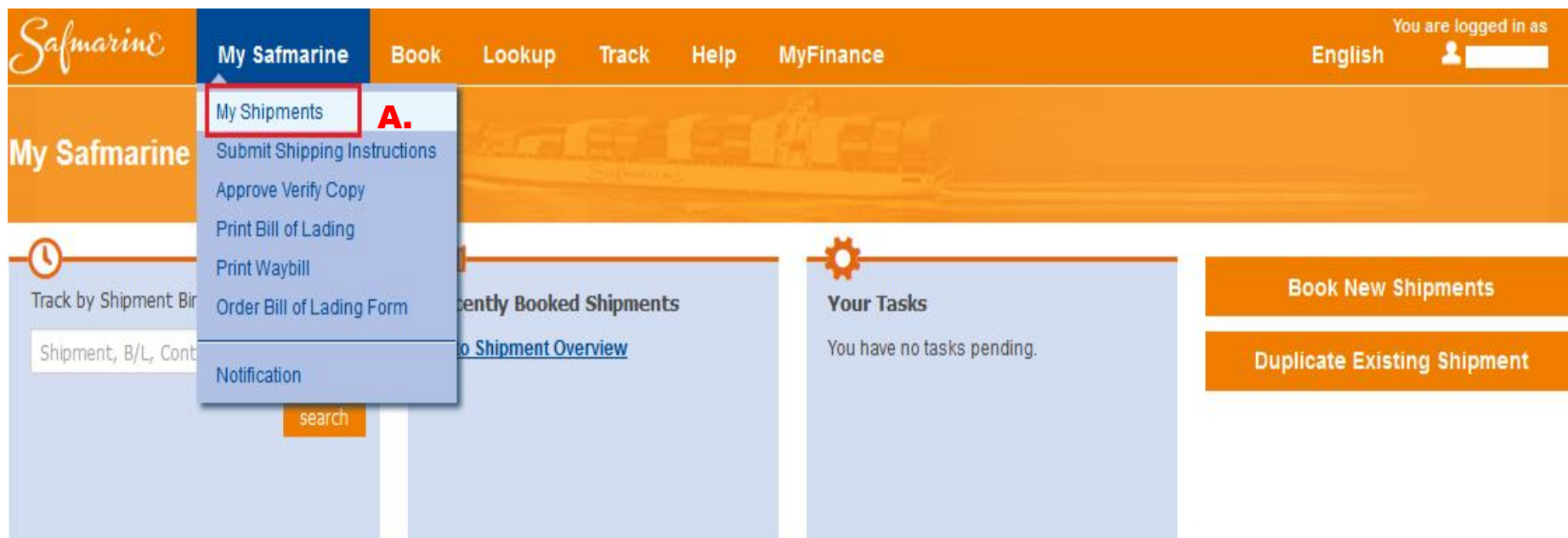
2.第二种方法：在提交补料的界面提交VGM？--P6



Owned by Live Help  
June 7, 2016

## 如何在线提交VGM？（第一种方法：在Pending Task的界面单独提交VGM）

1. 登陆 [my.safmarine.com](http://my.safmarine.com) 后, 请点击 My Maersk Line 下面的 My Shipments



## 2. 接着点击 **Pending Tasks** 这个选项, 再点击 **VGM**.

**Safmarine** My Safmarine Book Lookup Track Help MyFinance English You are logged in as [User Icon]

### Shipment Overview - Export

**B.** Pending Tasks Awaiting Safmarine ETA Changes

Submit 2 Verify Print Original B/L Print Waybill **C.** VGM 2

Shipment no.	From	To	Vessel	
<a href="#">766</a> 3	Huangpu, 44, CN On Jun 08 departing from Huangpu, 44, CN	Mangalore, IN On Jun 29 arriving at Mangalore, IN	DUMMY BARGE	Submit shipping instructions
<a href="#">766</a> 3	Huangpu, 44, CN On Jun 17 departing from Huangpu, 44, CN	Mangalore, IN On Jul 13 arriving at Mangalore, IN	DUMMY BARGE	Submit shipping instructions

2 shipments in total

3. 在 Pending Tasks 下面的 VGM 的界面会显示所有需要提交 VGM 的订舱号

The Verified Gross Mass (VGM) is the weight of the cargo including dunnage and bracing plus the tare weight of the container carrying this cargo. SOLAS requires the shipper to provide VGM in a "shipping document", either as part of the shipping instruction or in a separate communication, before vessel loading. Click [here](#) to read more

Shipment no.	From	To	Vessel
<a href="#">7E.....3</a>	Huangpu, 44, CN On Jun 08 departing from Huangpu, 44, CN	Mangalore, IN On Jun 29 arriving at Mangalore, IN	DUMMY BARGE
<a href="#">7I.....3</a>	Huangpu, 44, CN On Jun 17 departing from Huangpu, 44, CN	Mangalore, IN On Jul 13 arriving at Mangalore, IN	DUMMY BARGE

2 items awaiting vgm

点击相应订舱号后面的  
Submit VGM 进入下一个界面

4. 点击了 Submit VGM 的按钮后, 就会进入到 Shipment Binder 的 Containers 的界面

Departing on 13 Jun 2016 Arriving on 31 Jul 2016 Carpets, floor coverings, textiles

Shipment Binder 7677 Mundra, IN Buenos Aires, AR 1 x 20ft Dry

Overview Documents Containers Pricing Log

MSKU5515339 Gate in, Today at Mundra, IN  
20ft Dry  
Commodity: Carpets, floor coverings, t... Cargo Weight 18000 kg VGM kg Volume 0 m<sup>3</sup> Dangerous No Oversized No Own No

E. Update VGM Show details

点击 Update VGM 进行提交

5. 在 Update VGM 的界面录入数据, 再点 Submit VGM 提交即可.

PS.  $VGM(\text{Verified Gross Mass}) = \text{Gross cargo weight} + \text{Tare weight of container}$

Update VGM

Container	Cargo Weight	VGM (kg)
MSKU5515339 20ft Dry	18000 kg	<input type="text"/>

F. Close Submit VGM

VGM 可接受小数点  
小数点后最多保留三位数

## 如何在线提交VGM？（第二种方法：在提交补料的界面提供VGM）

1. 登陆 [my.maerskline.com](http://my.maerskline.com) 后, 请点击 My Maersk Line 下面的 My Shipments

The screenshot displays the My Safmarine web application interface. At the top, there is a navigation bar with the Safmarine logo on the left and the text 'You are logged in as' followed by a user profile icon and the word 'English' on the right. Below the logo, the 'My Safmarine' menu is expanded, showing several options: 'My Shipments' (highlighted with a red box), 'Submit Shipping Instructions', 'Approve Verify Copy', 'Print Bill of Lading', 'Print Waybill', 'Order Bill of Lading Form', and 'Notification'. The main content area is divided into several sections: 'Track by Shipment' with a search input field and a 'search' button; 'Recently Booked Shipments' with a link to 'Shipment Overview'; 'Your Tasks' which states 'You have no tasks pending.'; and two orange buttons on the right: 'Book New Shipments' and 'Duplicate Existing Shipment'.

2. 然后就会进入 **All** 的界面, 在方框中录入你的订舱号并点击 **Search**

The screenshot shows the Safmarine website interface. At the top, there is a navigation bar with the Safmarine logo and links for My Safmarine, Book, Lookup, Track, Help, and MyFinance. The user is logged in as 'English'. The main heading is 'Shipment Overview - Export'. Below this, there are tabs for 'All', 'Pending Tasks', 'Awaiting Safmarine', and 'ETA Changes'. A search bar is highlighted with a red box, containing the text '768XXXXX7' and a 'search' button. To the right of the search bar, there are buttons for 'Confirmed', 'Saved filters', and 'Show advanced options'. The main content area displays a table of shipment details:

Shipment no.	From	To	Vessel	Booked By Ref	Cargo
<a href="#">768XXXXX7</a>	Mundra, IN On May 09 departing from Mundra, IN	Buenos Aires, AR On Jun 26 arriving at Buenos Air...	W05		Carpets, floor coverings, textiles in1× 20ft Dry
<a href="#">76XXXXX1</a>	Mundra, IN On May 16 departing from Mundra, IN	Buenos Aires, AR On Jul 03 arriving at Buenos Aire...	MAERSK SKARSTIND Flag: LR, Built: 2016		Carpets, floor coverings, textiles in2× 20ft Dry
<a href="#">76XXXXX3</a>	Mundra, IN On Jun 06 departing from Mundra, IN	Buenos Aires, AR On Jul 24 arriving at Buenos Aire...	CEZANNE Flag: MH, Built: 2015		Carpets, floor coverings, textiles in5× 20ft Dry

3 shipments in total

3. 接着就会进入到 Overview 的界面，在这个界面点击 Submit shipping instructions 的按钮就可以进入到补料的界面。  
www.weiyun001.com

< back to overview

Departing on 08 Jun 2016

Arriving on 29 Jun 2016

Chemical products, nos

**Shipment Binder 76**



**Huangpu, 44, CN**

**Mangalore, IN**

**10 x 20ft Tank**

**Overview** Documents Containers Pricing Log

Latest event: Gate in in Huangpu, 44, CN on 03 Jun 2016, 19:12

Place of receipt <b>Huangpu</b> on 08 Jun 2016, 19:00	Port of loading  <b>Huangpu, 44, CN</b> Departing 08 Jun 2016, 19:00 Transit time <b>21 Days</b>	Port of discharge <b>Mangalore, IN</b>  Arriving 29 Jun 2016, 07:00	Place of delivery <b>Mangalore</b> on 29 Jun 2016, 07:00
---	--	--	--

[View detailed transport plan](#) All dates/times are given as reasonable estimates only and subject to change without prior notice.

---

<b>Shipment no.</b>		<b>Actions</b>
Booked by	on 25 May 2016, 17:09 (local time)	<b>Duplicate Booking</b>
Contract ID	To be determined	<b>Amend Booking</b>
Price Calculation Date	08.Jun.2016	<b>Cancel Booking</b>
Booked By Reference		
Service Mode	Merchant Haulage (CY) - Merchant Haulage (CY)	
Additional References	None	
Shipments linked:	No shipments linked to this shipment	

---

**Shipping instructions**

You have not yet submitted your shipping instructions.

**Submit shipping instructions**

www.weiyun001.com



4. 在提交补料的第二个界面，即 Cargo Details 的界面可以找到VGM的方框。www.wei yun001.com

PS. 通过补料提供的VGM 数据，在 Review 的界面虽然可以预览到该信息，但是VGM 是不会显示在提单上的。

VGM(Verified Gross Mass) = Gross cargo weight + Tare weight of container

## Shipping Instructions for Shipment no. 763

Document Properties | **2. Cargo Details** | 3. Parties | 4. Payment Details | 5. Review

> Next  
< Previous  
[Upload piece count details](#)

### Cargo Details

Commodity: Chemical products, nos

Specify and apply to all containers:

- All cargo details
- Piece count only
- Cargo description only
- No, I specify all details at container level

Cargo Description: Please click on "Apply Details" after updating description

HS code (optional):

[Apply details](#)

### Container List

	No. of packages	Kind of packages	Weight (kg)	Volume (m <sup>3</sup> )	VGM (kg)
CRUXXXXXX4 20ft Tank CN2582675 <a href="#">Edit container seals</a>					
DFOUXXXXXX8 20ft Tank <a href="#">Add a container seal</a>					

www.wei yun001.com

VGM 可接受小数点  
小数点后最多保留三位数